

OFFICE OF THE AUDITOR

T E S D A

RECEIVED BY: *JTI*  
DATE: *3-9-22*  
TIME: *3:00*

QUARTERLY REPORT OF REVENUE AND OTHER RECEIPTS  
As at the Quarter Ending December 31, 2021

Department : Department of Trade and Industry (DTI)  
Agency/Entity : Technical Education and Skills Development Authority  
Operating Unit : ALL  
Organization Code (UACS) : ALL  
Fund Cluster : 01 - REGULAR AGENCY FUND

Classification/Sources of Revenue and Other Receipts	UACS Code	REVENUE TARGET (Annual) per BESF	Actual Revenue and Other Receipts Collections					Cumulative Remittance/Deposits to Date			Variance		Remarks
			1st Quarter	2nd Quarter	3rd Quarter	4th Quarter	TOTAL	Remittance to BTr	Deposited with AGDB	Total	Amount	%	
1	2	3	4	5	6	7	8=(4+5+6+7)	9	10	11=(9+10)	12=(8-3)	13 = (12 / 3)	14
<b>A. Regular Agency Fund (Fund Cluster Code 01)</b>													
<b>A.1. Revenue Collections</b>													
<b>A.1.1 Cash Revenue</b>													
Receivables - Disallowances/Charges	1030501000	9,376.10	-	9,376.10	-	-	9,376.10	9,376.10	-	9,376.10	-	0%	
Registration Fees	4020102000	253,000.00	55,505.00	56,835.00	88,590.00	327,005.00	527,935.00	516,685.00	-	516,685.00	274,935.00	109%	
Clearance Fees	4020104001	550.00	950.00	-	450.00	50.00	550.00	550.00	-	550.00	-	0%	
Certification Fees	4020104002	102,730.00	24,350.00	15,480.00	26,900.00	37,971.05	104,701.05	104,701.05	-	104,701.05	1,971.05	2%	
Other Verification and Authentication Fees	4020111099	96,390.00	1,405,763.00	31,755.00	1,345,428.00	4,400.00	96,490.00	107,740.00	-	107,740.00	100.00	0%	
Fines and Penalties - Service Income	4020114000	1,997.66	-	1,997.66	-	-	1,997.66	1,997.66	-	1,997.66	-	0%	
Income from Other Sources	4020201003	-	-	-	-	87,579.00	87,579.00	-	-	-	87,579.00	#DIV/0!	
Other School Fees	4020201099	14,650.00	5,110.00	4,195.00	5,865.00	5,380.00	20,550.00	20,500.00	50.00	20,550.00	5,900.00	40%	
Examination Fees	4020203000	41,455.00	14,900.00	13,355.00	10,840.00	4,248.00	43,343.00	-	41,455.00	41,455.00	1,888.00	5%	
Seminar/Training Fees	4020204000	12,364,361.00	2,636,175.00	2,714,469.20	2,884,033.00	4,177,314.01	12,411,991.21	-	12,364,361.00	12,364,361.00	47,630.21	0%	
Others	4020221099	116,000.00	-	117,566.30	90.00	-	117,656.30	109,686.30	-	109,686.30	1,656.30	1%	
Other Business Income	4020299099	15,462.50	5,355.00	2,530.00	5,525.00	2,052.50	15,462.50	-	15,462.50	-	-	0%	
Sale of Unserviceable Property	4060102000	-	756.00	-	-	-	756.00	756.00	-	756.00	756.00	#DIV/0!	
Miscellaneous Income	4060999000	1,893.62	4,464.73	-	1,105.50	269.06	5,839.29	5,839.29	-	5,839.29	3,945.67	208%	
<b>A.2. Non-Revenue Collections/Other Receipts</b>													
<b>A.2.1 Cash Receipts</b>													
Petty Cash	1010102000	3,000.00	1,036,788.15	351,815.64	32,513.66	222,290.17	1,643,407.62	1,643,407.62	-	1,643,407.62	1,640,407.62	54680%	
Due from National Government Agencies	1030301000	-	-	59,360.67	-	-	59,360.67	59,360.67	-	59,360.67	59,360.67	#DIV/0!	
Receivables - Disallowances/Charges	1030501000	15,000.00	6,839.17	1,000.00	1,000.00	3,251.15	12,090.32	12,090.32	-	12,090.32	2,909.68	-19%	
Other Receivables	1030599000	-	151,863.68	68,994.76	78,097.88	105,647.20	404,603.52	404,603.52	-	404,603.52	404,603.52	#DIV/0!	
Other Receivables	1030599000	-	-	-	-	31.12	31.12	31.12	-	31.12	31.12	#DIV/0!	
Advances for Operating Expenses	1990101000	3,280.83	-	-	-	48,509.14	48,509.14	48,509.14	-	48,509.14	45,228.31	1379%	
Advances for Payroll	1990102000	3,000.00	-	-	2,113.84	-	2,113.84	2,113.84	-	2,113.84	886.16	-30%	
Advances to Special Disbursing Officer	1990103000	-	56,734.43	206,464.15	111,470.00	456,180.25	830,848.83	830,848.83	-	830,848.83	830,848.83	#DIV/0!	
Advances to Officers and Employees	1990104000	1,000.00	33,668.32	2,410.99	9,259.76	24,180.39	69,519.46	69,519.46	-	69,519.46	68,519.46	6852%	
Accumulated Surplus /(Deficit)	3010101000	-	40,541.81	15,806.09	9,613.92	-	65,961.82	65,961.82	-	65,961.82	65,961.82	#DIV/0!	
Registration Fees	4020102000	1,437,480.00	202,240.00	176,000.00	268,000.00	338,000.00	984,240.00	984,240.00	-	984,240.00	453,240.00	-32%	
Regular Plates	4020103001	50,000.00	8,000.00	14,000.00	6,000.00	36,000.00	64,000.00	64,000.00	-	64,000.00	14,000.00	28%	
Clearance Fees	4020104001	400.00	30.00	20.00	320.00	80.00	450.00	450.00	-	450.00	50.00	13%	
Certification Fees	4020104002	205,800.00	4,950.00	3,655.00	3,950.00	9,780.00	22,335.00	22,695.00	-	22,695.00	183,465.00	-89%	
Other Verification and Authentication Fees	4020111099	277,780.00	45,510.00	59,310.00	25,350.00	28,930.00	159,100.00	157,720.00	-	157,720.00	118,680.00	-43%	
Application Fees	4020113003	264,000.00	26,000.00	14,000.00	40,000.00	24,000.00	104,000.00	102,000.00	-	102,000.00	160,000.00	-61%	
Other Processing Fees	4020113099	-	-	-	8,000.00	20,000.00	28,000.00	22,000.00	-	22,000.00	28,000.00	#DIV/0!	
Other Service Income	4020199099	100,000.00	450.00	3,500.00	2,000.00	1,900.00	7,850.00	7,850.00	-	7,850.00	92,150.00	-92%	
Income Collected from Students	4020201002	-	310.00	100.00	250.00	250.00	910.00	910.00	-	910.00	910.00	#DIV/0!	
Other School Fees	4020201099	10,500.00	3,290.00	1,535.00	2,385.00	1,560.00	8,770.00	8,770.00	-	8,770.00	1,730.00	-16%	
Seminar/Training Fees	4020204000	-	-	-	786,000.00	-	786,000.00	-	-	-	786,000.00	#DIV/0!	
Income from Hostels/Dormitories and Other Like Facilities	4020213000	227,000.00	61,720.00	71,400.00	51,910.00	56,560.00	241,590.00	241,590.00	-	241,590.00	14,590.00	6%	
Other Fees	4020217099	-	400.00	150.00	100.00	350.00	1,000.00	1,000.00	-	1,000.00	1,000.00	#DIV/0!	
Interest on NG Deposits	4020221001	10,000.00	829.39	1,288.28	16,637.02	-	18,754.69	-	-	-	8,754.69	88%	
Other Business Income	4020299099	-	-	10,449.54	16,637.02	-	27,086.56	27,086.56	-	27,086.56	27,086.56	#DIV/0!	
Gain on Sale of Property, Plant and Equipment	4050104000	-	-	-	-	12,000.00	12,000.00	12,000.00	-	12,000.00	12,000.00	#DIV/0!	
Miscellaneous Income	4060999000	-	-	3,940.00	16,600.00	8,000.00	28,540.00	20,540.00	-	20,540.00	28,540.00	#DIV/0!	
Basic Salary - Civilian	5010101001	-	-	-	-	-	-	29,389.50	-	29,389.50	-	#DIV/0!	
PERA - Civilian	5010201001	-	-	-	3,000.00	-	3,000.00	3,000.00	-	3,000.00	3,000.00	#DIV/0!	
Clothing/Uniform Allowance - Civilian	5010204001	-	-	-	6,000.00	-	6,000.00	6,000.00	-	6,000.00	6,000.00	#DIV/0!	
Traveling Expenses - Local	5020101000	9,120.30	-	-	-	5,700.00	5,700.00	5,700.00	-	5,700.00	3,420.30	-38%	


QUARTERLY REPORT OF REVENUE AND OTHER RECEIPTS  
As at the Quarter Ending December 31, 2021

Department : Department of Trade and Industry (DTI)  
 Agency/Entity : Technical Education and Skills Development Authority  
 Operating Unit : ALL  
 Organization Code (UACS) : ALL  
 Fund Cluster : 01 - REGULAR AGENCY FUND


Classification/Sources of Revenue and Other Receipts	UACS Code	REVENUE TARGET (Annual) per BESF	Actual Revenue and Other Receipts Collections					Cumulative Remittance/Deposits to Date			Variance		Remarks
			1st Quarter	2nd Quarter	3rd Quarter	4th Quarter	TOTAL	Remittance to BTr	Deposited with AGDB	Total	Amount	%	
Electricity Expenses	5020402000	-	36,904.45	28,593.38	61,903.45	-	127,401.28	127,401.28	-	127,401.28	127,401.28	#DIV/0!	
Other Professional Services	5021199000	52,794.00	-	-	-	-	-	-	-	-	52,794.00	-100%	
Taxes, Duties and Licenses	5021501001	-	-	-	-	45.00	45.00	45.00	-	45.00	45.00	#DIV/0!	
<b>TOTAL</b>		<b>15,688,021.01</b>	<b>5,870,398.13</b>	<b>4,061,352.76</b>	<b>3,265,571.55</b>	<b>6,049,513.04</b>	<b>19,246,835.48</b>	<b>5,858,665.08</b>	<b>12,421,328.50</b>	<b>18,279,993.58</b>	<b>3,558,814.47</b>	<b>23%</b>	

\*All the regional offices (Ros) and lower level operating units (Ous) are included in the consolidated report.


Certified Correct:

  
**GABRIEL M. SAUGON**  
 Accountant IV, OIC, FMS-AD  
 Date:

Recommending Approval:

  
**MA. MAGDALENA P. BUTAD**  
 Director IV, FMS  
 Date:

Approved By:

  
**ISIDORO S. LAPENA, PhD., CSEE**  
 Head of Agency/Department Secretary  
 Date:

QUARTERLY REPORT OF REVENUE AND OTHER RECEIPTS  
As at the Quarter Ending December 31, 2021

OFFICE OF THE AUDITOR

TESDA

RECEIVED BY: *J-11*  
DATE: *3-9-22*  
TIME: *2:00*

CONSO  
FAR No. 5

Department : Department of Trade and Industry (DTI)  
Agency/Entity : Technical Education and Skills Development Authority  
Operating Unit : ALL  
Organization Code (UACS) : ALL  
Fund Cluster : 06 - BUSINESS RELATED FUNDS (Revolving Funds)

Classification/Sources of Revenue and Other Receipts	UACS Code	REVENUE TARGET (Annual) per BESF	Actual Revenue and Other Receipts Collections					Cumulative Remittance/Deposits to Date			Variance		Remarks
			1st Quarter	2nd Quarter	3rd Quarter	4th Quarter	TOTAL	Remittance to BTr	Deposited with AGDB	Total	Amount	%	
1	2	3	4	5	6	7	8=(4+5+6+7)	9	10	11=(9+10)	12=(8-3)	13 = (12 / 3)	14
<b>F. Business Related Funds/Revolving Funds (Fund Cluster Code 06)</b>													
<b>F.1. Revenue Collections</b>													
Cash in Bank - Local Currency, Bangko Sentral ng Pilipinas	1010201000	549,056.09	-	-	-	-	-	-	-	-	549,056.09	-	-100%
Accounts Receivable	1030101000	1,919,887.80	-	-	-	-	-	-	-	-	1,919,887.80	-	-100%
Office Supplies Inventory	1040401000	29,423.80	-	-	-	-	-	-	-	-	29,423.80	-	-100%
Medical, Dental and Laboratory Supplies Inventory	1040407000	19,215.50	-	-	-	-	-	-	-	-	19,215.50	-	-100%
Other Supplies and Materials Inventory	1040499000	183,710.98	-	-	-	-	-	-	-	-	183,710.98	-	-100%
Semi-Expendable Information and Communications Technology Equipment	1040503000	25,557.00	-	-	-	-	-	-	-	-	25,557.00	-	-100%
Semi-Expendable Other Machinery and Equipment	1040519000	148,384.60	-	-	-	-	-	-	-	-	148,384.60	-	-100%
Land	1060101000	706,307.77	-	-	-	-	-	-	-	-	706,307.77	-	-100%
Power Supply Systems	1060305000	62,175.00	-	-	-	-	-	-	-	-	62,175.00	-	-100%
Buildings	1060401000	2,354,984.52	-	-	-	-	-	-	-	-	2,354,984.52	-	-100%
Accumulated Depreciation - Buildings	1060401100	1,587,454.94	-	-	-	-	-	-	-	-	1,587,454.94	-	-100%
School Buildings	1060402000	1,077,430.00	-	-	-	-	-	-	-	-	1,077,430.00	-	-100%
Accumulated Depreciation - School Buildings	1060402100	969,867.00	-	-	-	-	-	-	-	-	969,867.00	-	-100%
Other Structures	1060499000	299,880.00	-	-	-	-	-	-	-	-	299,880.00	-	-100%
Accumulated Depreciation - Other Structures	1060499100	269,892.00	-	-	-	-	-	-	-	-	269,892.00	-	-100%
Machinery	1060501000	238,822.03	-	-	-	-	-	-	-	-	238,822.03	-	-100%
Accumulated Depreciation - Machinery	1060501100	200,349.82	-	-	-	-	-	-	-	-	200,349.82	-	-100%
Office Equipment	1060502000	198,218.00	-	-	-	-	-	-	-	-	198,218.00	-	-100%
Accumulated Depreciation - Office Equipment	1060502100	92,340.60	-	-	-	-	-	-	-	-	92,340.60	-	-100%
Information and Communication Technology Equipment	1060503000	227,134.64	-	-	-	-	-	-	-	-	227,134.64	-	-100%
Other Machinery and Equipment	1060599000	621,790.67	-	-	-	-	-	-	-	-	621,790.67	-	-100%
Accumulated Depreciation - Other Machinery and Equipment	1060599100	409,093.77	-	-	-	-	-	-	-	-	409,093.77	-	-100%
Accumulated Depreciation - Other Property, Plant and Equipment	1069899100	407,630.59	-	-	-	-	-	-	-	-	407,630.59	-	-100%
Accounts Payable	2010101000	6,000.00	-	-	-	-	-	-	-	-	6,000.00	-	-100%
Due to BIR	2020101000	71,888.35	-	-	-	-	-	-	-	-	71,888.35	-	-100%
Due to GSIS		12,440.72	-	-	-	-	-	-	-	-	12,440.72	-	-100%
Due to Pag-IBIG		1,413.79	-	-	-	-	-	-	-	-	1,413.79	-	-100%
Due to PhilHealth	2020104000	14.95	-	-	-	-	-	-	-	-	14.95	-	-100%
Other Payables	2999999000	23,969.39	-	-	-	-	-	-	-	-	23,969.39	-	-100%
Registration Fees	4020102000	300,000.00	15,500.00	10,750.00	6,500.00	268,850.00	301,600.00	-	301,600.00	301,600.00	1,600.00	-	1%
Clearance Fees	4020104001	-	950.00	400.00	300.00	250.00	1,900.00	-	1,900.00	1,900.00	1,900.00	-	#DIV/0!
Certification Fees	4020104002	2,113,835.00	1,432,555.00	1,502,015.00	1,517,695.00	1,151,980.00	5,604,245.00	-	5,578,645.00	5,578,645.00	3,490,410.00	-	165%
Other Verification and Authentication Fees	4020111099	2,645.00	150.00	1,520.00	305.00	670.00	2,645.00	-	2,645.00	2,645.00	-	-	0%
Assessment Fees	4020113004	309,245.00	13,720.00	154,415.00	8,100.00	133,010.00	309,245.00	-	309,245.00	309,245.00	-	-	0%
Other Processing Fees	4020113099	452,500.00	559,470.00	430,000.00	449,760.00	367,890.00	1,807,120.00	-	1,782,120.00	1,782,120.00	1,354,620.00	-	299%
Other Service Income	4020199099	18,592,784.20	4,244,445.00	2,945,148.00	6,616,155.00	4,786,036.20	18,592,784.20	-	17,906,817.20	17,906,817.20	-	-	0%
Tuition Fees	4020201001	17,072,978.00	2,304,000.00	7,454,288.80	388,035.00	6,954,489.20	17,100,813.00	-	17,100,813.00	17,100,813.00	27,835.00	-	0%
Income from Other Sources	4020201003	35,360.00	-	28,460.00	-	6,900.00	35,360.00	-	165,135.00	165,135.00	-	-	0%
Other School Fees	4020201099	46,965,304.83	14,750,804.67	9,400,332.39	9,130,504.03	11,879,261.24	45,160,902.33	-	45,123,257.33	45,123,257.33	1,804,402.50	-	-4%
Examination Fees	4020203000	21,847,509.00	5,016,841.50	10,301,978.00	9,700,647.50	13,826,489.59	38,846,956.59	-	37,436,541.09	37,436,541.09	16,998,447.59	-	78%
Seminar/Training Fees	4020204000	198,029,260.47	38,988,581.23	63,109,707.87	88,845,287.54	58,755,694.91	249,899,271.55	-	249,388,546.84	249,388,546.84	51,670,011.08	-	26%
Rent/Lease Income	4020205000	155,775.00	996,836.00	52,000.00	6,000.00	32,305.00	1,087,141.00	-	1,087,141.00	1,087,141.00	931,366.00	-	598%
Income from Hostels/Dormitories and Other Like Facilities	4020213000	1,393,584.22	69,530.00	355,600.00	174,832.14	123,725.00	723,687.14	-	619,762.14	619,762.14	669,897.08	-	-48%
Income from Printing and Publication	4020215000	-	-	-	-	-	-	-	-	-	-	-	#DIV/0!
Sales of Accountable Forms	4020216005	945,000.00	87,500.00	455,000.00	52,500.00	350,000.00	945,000.00	-	945,000.00	945,000.00	-	-	0%
Other Sales	4020216099	600,000.00	-	3,700.00	11,200.00	48,610.00	63,510.00	-	63,510.00	63,510.00	536,490.00	-	-89%
Other Business Income	4020299099	2,831,249.81	1,523,624.95	1,462,508.98	1,286,233.89	1,746,565.73	6,018,933.55	-	5,094,136.29	5,094,136.29	3,187,683.74	-	113%
Subsidy from National Government	4030101000	-	2,725,550.00	3,477,240.00	3,121,800.61	4,707,105.00	14,031,695.61	-	-	-	14,031,695.61	-	#DIV/0!
Subsidy from Other National Government Agencies	4030102000	2,225,417.85	42,000.00	1,192,762.45	475,757.70	701,912.30	2,412,432.45	-	2,412,432.45	2,412,432.45	187,014.60	-	8%
Subsidy from Other Funds	4030105000	24,131.51	-	-	-	-	-	-	24,131.51	24,131.51	24,131.51	-	-100%
Gain on Initial Recognition of Biological Assets	4050105000	-	998.00	-	-	-	998.00	-	998.00	998.00	-	-	#DIV/0!
Gain on Sale of Agricultural Produce	4050109000	150,000.00	53,150.00	172,250.00	36,640.00	141,299.00	403,339.00	-	403,339.00	403,339.00	253,339.00	-	169%
Miscellaneous Income	4060999000	26,817.49	100,601.57	38,295.32	1,285,533.37	91,798.65	1,516,228.91	-	1,516,228.91	1,516,228.91	1,489,411.42	-	554%
Motor Vehicles	5021306001	429,025.00	-	-	-	-	-	-	-	-	429,025.00	-	-100%
Furniture and Fixtures	5021322001	369,800.00	-	-	-	-	-	-	-	-	369,800.00	-	-100%
Other Property, Plant and Equipment	5021399099	793,890.50	-	-	-	-	-	-	-	-	793,890.50	-	-100%
Motor Vehicles	5050106001	407,573.75	-	-	-	-	-	-	-	-	407,573.75	-	-100%

QUARTERLY REPORT OF REVENUE AND OTHER RECEIPTS  
As at the Quarter Ending December 31, 2021

Department : Department of Trade and Industry (DTI)  
 Agency/Entity : Technical Education and Skills Development Authority  
 Operating Unit : ALL  
 Organization Code (UACS) : ALL  
 Fund Cluster : 06 - BUSINESS RELATED FUNDS (Revolving Funds)

Classification/Sources of Revenue and Other Receipts	UACS Code	REVENUE TARGET (Annual) per BESF	Actual Revenue and Other Receipts Collections					Cumulative Remittance/Deposits to Date			Variance		Remarks	
			1st Quarter	2nd Quarter	3rd Quarter	4th Quarter	TOTAL	Remittance to BTr	Deposited with AGDB	Total	Amount	%		
<b>F.2. Non-Revenue Collections/Other Receipts</b>														
<b>F.2.1 Cash Receipts</b>														
Petty Cash	1010102000	-	15,508.10	-	-	16,560.70	-	32,068.80	-	32,068.80	32,068.80	32,068.80	32,068.80	#DIV/0!
Cash in Bank - Local Currency, Current Account - Land Bank of the Philippines (LBP)	1010202024	110,794.00	53,095.00	23,347.00	9,402.00	24,950.00	110,794.00	-	110,794.00	110,794.00	110,794.00	110,794.00	110,794.00	0%
Accounts Receivable	1030101000	-	2,836,240.36	3,136,804.00	2,987,083.91	1,683,810.50	10,643,938.77	-	10,643,938.77	10,643,938.77	10,643,938.77	10,643,938.77	10,643,938.77	#DIV/0!
Receivables - Disallowances/Charges	1030501000	-	-	65,595.30	-	-	65,595.30	-	65,595.30	65,595.30	65,595.30	65,595.30	65,595.30	#DIV/0!
Other Property, Plant and Equipment	1069899000	1,511,408.63	103,498.00	113,410.80	569,303.71	725,196.12	1,511,408.63	-	1,511,408.63	1,511,408.63	1,511,408.63	1,511,408.63	1,511,408.63	0%
Advances to Special Disbursing Officer	1990103000	-	-	42,272.39	11,200.00	5,331,738.39	5,385,210.78	-	5,385,210.78	5,385,210.78	5,385,210.78	5,385,210.78	5,385,210.78	#DIV/0!
Advances to Officers and Employees	1990104000	-	-	8,375.63	12,425.00	66,909.64	87,710.27	-	87,710.27	87,710.27	87,710.27	87,710.27	87,710.27	#DIV/0!
Due to Regional Offices	2030103000	-	110,000.00	-	-	-	110,000.00	110,000.00	-	-	-	-	-	-
Other Payables	2999999000	1,600,000.00	5,332,071.17	10,470,221.79	646,875.41	5,312,783.20	21,761,951.57	-	24,321,714.77	24,321,714.77	20,161,951.57	20,161,951.57	20,161,951.57	1260%
Vegetable Products	4010301002	-	125,305.00	141,704.00	40,512.00	279,849.92	587,170.92	-	587,170.92	587,170.92	587,170.92	587,170.92	587,170.92	#DIV/0!
Registration Fees	4020102000	1,192,700.00	29,000.00	67,000.00	-	21,200.00	62,000.00	-	279,575.00	279,575.00	-	-	913,125.00	-77%
Regular Plates	4020103001	200,000.00	-	-	-	14,500.00	-	-	23,500.00	23,500.00	-	-	178,500.00	-88%
Clearance Fees	4020104001	1,666,280.00	835,368.00	1,021,475.00	764,698.00	695,543.00	3,117,084.00	-	3,118,984.00	3,118,984.00	1,450,804.00	1,450,804.00	1,450,804.00	87%
Certification Fees	4020104002	15,153,865.10	3,648,458.00	4,034,401.10	3,737,168.00	4,370,604.00	15,790,631.10	4,283.10	15,541,442.10	15,545,725.20	636,786.00	636,786.00	636,786.00	4%
Accreditation Fees	402011001	161,500.00	48,050.00	131,150.00	42,000.00	267,900.00	489,100.00	-	489,100.00	489,100.00	327,600.00	327,600.00	327,600.00	203%
Other Verification and Authentication Fees	402011099	818,900.00	135,235.00	27,370.00	18,430.00	17,520.00	198,555.00	200.00	197,995.00	198,555.00	620,345.00	620,345.00	620,345.00	-76%
Application Fees	4020113003	407,190.00	202,450.00	180,500.00	172,000.00	166,081.00	721,031.00	-	5,000.00	5,000.00	313,841.00	313,841.00	313,841.00	77%
Assessment Fees	4020113004	3,401,982.00	981,860.00	1,579,455.00	750,059.00	1,369,043.29	4,680,417.29	1,322,302.00	4,358,097.29	5,676,399.29	1,278,435.29	1,278,435.29	1,278,435.29	38%
Other Processing Fees	4020113099	1,747,845.00	596,295.00	504,870.00	981,505.00	928,037.00	3,010,707.00	-	3,010,707.00	3,010,707.00	1,263,062.00	1,263,062.00	1,263,062.00	72%
Other Service Income	4020190099	44,343,395.50	7,472,226.78	7,545,920.29	14,773,027.21	21,561,138.37	51,352,312.65	21,000.00	25,390,924.54	25,411,924.54	7,008,917.15	7,008,917.15	7,008,917.15	16%
School Fees	-	140.00	-	-	-	-	-	-	-	-	140.00	140.00	140.00	-100%
Income Collected from Students	4020201002	1,981,908.00	100,061.00	45,914.00	224,690.00	120,200.00	490,865.00	-	486,110.00	486,110.00	1,491,043.00	1,491,043.00	1,491,043.00	-75%
Income from Other Sources	4020201003	10,285,000.00	4,466,286.00	8,857,637.20	3,650,297.00	6,562,857.00	23,537,077.20	-	23,521,896.20	23,521,896.20	13,252,077.20	13,252,077.20	13,252,077.20	129%
Other School Fees	4020201099	6,686,084.00	2,907,552.15	4,792,059.00	11,448,121.59	13,688,784.40	32,836,517.14	810.00	32,851,528.14	32,852,338.14	26,150,433.14	26,150,433.14	26,150,433.14	391%
Affiliation Fees	4020202000	16,500.00	244,330.00	-	-	244,330.00	-	-	-	-	227,830.00	227,830.00	227,830.00	1381%
Examination Fees	4020203000	89,264,040.80	31,192,304.78	33,158,785.77	31,010,292.36	35,578,538.58	130,939,921.49	1,090,460.00	124,197,076.49	125,287,536.49	41,675,880.69	41,675,880.69	41,675,880.69	47%
Seminar/Training Fees	4020204000	565,710,458.06	178,255,009.68	194,032,299.80	191,343,452.58	287,085,865.15	850,716,627.21	22,305,714.63	780,885,068.49	803,190,783.12	285,006,169.15	285,006,169.15	285,006,169.15	50%
Rent/Lease Income	4020205000	533,620.00	46,500.00	42,439.80	88,456.60	74,000.00	215,396.40	-	236,871.40	236,871.40	236,871.40	236,871.40	236,871.40	-53%
Income from Hostels/Dormitories and Other Like Facilities	4020213000	5,049,415.00	1,061,587.80	809,490.00	746,446.60	1,054,792.00	3,672,316.40	43,100.00	3,603,609.80	3,646,709.80	1,377,098.60	1,377,098.60	1,377,098.60	-27%
Income from Printing and Publication	4020215000	330,000.00	-	-	-	-	-	-	-	-	330,000.00	330,000.00	330,000.00	-100%
Sales of Accountable Forms	4020216005	2,678,000.00	753,230.00	604,210.00	784,900.00	761,615.00	2,903,955.00	-	2,903,955.00	2,903,955.00	225,955.00	225,955.00	225,955.00	8%
Sale of Animals, Meat and Dairy	4020216006	20,000.00	20,883.50	20,807.00	26,497.00	101,812.50	33,625.00	-	101,812.50	101,812.50	81,812.50	81,812.50	81,812.50	409%
Other Sales	4020216099	9,114,189.36	1,642,446.00	1,935,096.03	2,196,893.75	5,473,072.85	11,247,508.43	-	11,247,508.43	11,247,508.43	2,133,319.07	2,133,319.07	2,133,319.07	23%
Medical Fees - Laboratory	4020217005	1,354,572.00	217,960.00	223,996.00	223,996.00	35,340.00	757,704.25	-	-	-	596,867.75	596,867.75	596,867.75	-44%
Other Fees	4020217099	1,787,668.00	312,273.20	1,333,806.65	115,917.28	334,333.00	2,096,330.13	-	2,096,330.13	2,096,330.13	308,662.13	308,662.13	308,662.13	17%
Interest on NG Deposits	4020221001	24,843.07	2,213.82	4,719.81	7,232.68	5,917.81	20,083.92	3,771.80	16,639.58	20,411.38	4,759.15	4,759.15	4,759.15	-19%
Others	4020221099	5,063,699.14	85,593.26	429,138.65	2,623.55	42,532.66	559,888.02	551,500.00	8,388.02	559,888.02	4,493,811.12	4,493,811.12	4,493,811.12	-89%
Other Business Income	-	35,086.00	4,503.00	16,920.00	9,413.00	4,250.00	35,086.00	-	35,086.00	35,086.00	70,172.00	70,172.00	70,172.00	0%
Other Business Income	4020290099	9,007,299.80	2,228,174.45	2,679,505.27	2,071,307.26	2,979,644.86	9,958,631.84	662,750.19	9,252,426.65	9,815,176.84	961,332.04	961,332.04	961,332.04	11%
Assistance and Subsidy	-	8,832.00	-	8,832.00	-	-	8,832.00	-	-	-	8,832.00	8,832.00	8,832.00	#DIV/0!
Subsidy from Other Funds	4030105000	-	400,000.00	335,000.00	-	735,000.00	-	-	735,000.00	735,000.00	735,000.00	735,000.00	735,000.00	#DIV/0!
Subsidy from Regional Office/Staff Bureau	4030107000	1,361,845.00	370,000.00	87,595.00	250,000.00	654,250.00	1,361,845.00	-	-	-	-	-	-	0%
Income from Grants and Donations in Kind	4040202000	390,000.00	390,000.00	-	-	390,000.00	-	-	-	-	-	-	-	0%
Gain on Sale of Agricultural Produce	4050109000	201,579.25	-	111,113.00	72,590.50	151,998.00	385,077.65	-	361,883.20	361,883.20	193,498.40	193,498.40	193,498.40	96%
Other Gains	4050199000	-	59,376.15	20,710.00	-	759,840.00	-	-	759,840.00	759,840.00	759,840.00	759,840.00	759,840.00	#DIV/0!
Miscellaneous Income	4060989000	1,526,652.70	497,882.14	588,171.88	474,391.68	2,199,523.52	3,759,969.22	22,200.00	3,743,062.37	3,765,262.37	2,233,316.52	2,233,316.52	2,233,316.52	146%
Honoraria - Civilian	5010210001	10,000.00	-	-	10,000.00	-	-	-	-	-	-	-	-	0%
Other Personnel Benefits	5010499099	1,110,000.00	410,000.00	165,511.00	415,915.00	991,428.00	-	-	-	-	118,574.00	118,574.00	118,574.00	-11%
Traveling Expenses - Local	5020101000	872,556.00	144,970.00	280,590.00	332,131.00	872,556.00	-	160,478.00	160,478.00	160,478.00	-	-	-	0%
Training Expenses	5020201000	475,351.00	39,800.00	195,651.00	14,000.00	225,900.00	475,351.00	-	58,700.00	58,700.00	-	-	-	0%
Scholarship Grants/Expenses	5020202000	12,137,576.33	1,459,316.00	2,861,003.76	2,850,760.50	5,166,496.07	12,137,576.33	-	-	-	-	-	-	0%
Office Supplies Expenses	5020301000	1,408,981.31	215,111.00	403,897.00	862,295.97	830,157.34	2,311,461.31	-	-	-	902,480.00	902,480.00	902,480.00	64%
Accountable Forms Expenses	5020302000	1,458,926.00	3,000.00	-	-	13,500.00	-	13,500.00	13,500.00	13,500.00	1,445,426.00	1,445,426.00	1,445,426.00	-99%
Medical, Dental and Laboratory Supplies Expenses	5020308000	37,546.40	-	-	-	37,546.40	-	-	-	-	-	-	-	0%
Fuel, Oil and Lubricants Expenses	5020309000	753,682.94	145,559.36	159,116.11	199,049.87	249,957.60	753,682.94	-	50,912.45	50,912.45	50,912.45	50,912.45	50,912.45	0%
Agricultural and Marine Supplies Expenses	5020310000	328,177.43	-	194,795.34	85,254.29	48,127.80	328,177.43	-	-	-	-	-	-	0%

QUARTERLY REPORT OF REVENUE AND OTHER RECEIPTS  
As at the Quarter Ending December 31, 2021

Department : Department of Trade and Industry (DTI)  
 Agency/Entity : Technical Education and Skills Development Authority  
 Operating Unit : ALL  
 Organization Code (UACS) : ALL  
 Fund Cluster : 06 - BUSINESS RELATED FUNDS (Revolving Funds)

Classification/Sources of Revenue and Other Receipts	UACS Code	REVENUE TARGET (Annual) per BESF	Actual Revenue and Other Receipts Collections					Cumulative Remittance/Deposits to Date			Variance		Remarks	
			1st Quarter	2nd Quarter	3rd Quarter	4th Quarter	TOTAL	Remittance to BTR	Deposited with AGDB	Total	Amount	%		
Other Supplies and Materials Expenses	5020399000	12,642,498.13	1,337,847.80	1,828,322.01	3,720,971.69	5,755,356.13	12,642,497.63	-	7,640,087.21	7,640,087.21	-	0.50	0%	
Water Expenses	5020401000	29,496.65	1,814.50	9,933.50	10,338.65	7,410.00	29,496.65	-	29,496.65	29,496.65	-	-	0%	
Electricity Expenses	5020402000	1,480,920.22	333,406.00	344,573.09	316,011.63	486,929.50	1,480,920.22	-	614,598.88	614,598.88	-	-	0%	
Mobile	5020502001	30,986.94	5,200.00	13,672.94	3,200.00	8,914.00	30,986.94	-	13,672.94	13,672.94	-	-	0%	
Internet Subscription Expenses	5020503000	42,374.04	8,086.00	-	8,400.00	25,888.04	42,374.04	-	-	-	-	-	0%	
Other Professional Services	5021199000	3,034,383.62	503,049.50	430,930.00	872,205.00	1,164,603.12	2,970,787.62	-	-	-	-	-	63,596.00	-2%
Janitorial Services	5021202000	544,410.50	94,564.00	110,412.50	170,418.00	169,016.00	544,410.50	-	-	-	-	-	-	0%
Security Services	5021203000	381,217.00	104,790.00	135,889.00	55,489.00	85,049.00	381,217.00	-	263,480.00	263,480.00	-	-	0%	
Other General Services	5021299000	2,832,759.55	572,370.10	448,487.54	525,330.60	1,286,571.31	2,832,759.55	-	2,368,632.42	2,368,632.42	-	-	0%	
School Buildings	5021304002	4,282,345.22	351,541.00	1,504,995.36	671,293.50	1,754,515.36	4,282,345.22	-	-	-	-	-	-	0%
Other Structures	5021304099	130,050.00	-	-	130,050.00	-	130,050.00	-	-	-	-	-	-	0%
Machinery	5021305001	3,724.00	-	-	-	3,724.00	3,724.00	-	-	-	-	-	-	0%
Office Equipment	5021305002	-	-	92,900.00	92,900.00	-	185,800.00	-	-	-	-	-	185,800.00	#DIV/0!
Other Machinery and Equipment	5021305099	-	-	-	-	3,724.00	3,724.00	-	-	-	-	-	3,724.00	#DIV/0!
Motor Vehicles	5021306001	29,303.60	-	-	-	29,303.60	29,303.60	-	-	-	-	-	-	0%
Other Transportation Equipment	5021306099	-	-	-	-	29,303.60	29,303.60	-	-	-	-	-	29,303.60	#DIV/0!
Machinery	5021321001	27,215.00	15,200.00	-	12,015.00	-	27,215.00	-	27,215.00	27,215.00	-	-	-	0%
Information and Communications Technology Equipment	5021321003	-	-	-	-	-	-	-	-	-	-	-	-	#DIV/0!
Furniture and Fixtures	5021322001	43,725.00	-	-	43,725.00	-	43,725.00	-	-	-	-	-	-	0%
Taxes, Duties and Licenses	5021501001	452,972.26	43,119.89	82,935.02	173,298.50	153,618.85	452,972.26	-	452,972.26	452,972.26	-	-	-	0%
Advertising Expenses	5029801000	49,704.00	37,704.00	-	-	12,000.00	49,704.00	-	7,704.00	7,704.00	-	-	-	0%
Printing and Publication Expenses	5029802000	40,586.30	1,500.00	-	9,981.30	29,105.00	40,586.30	-	-	-	-	-	-	0%
Representation Expenses	5029803000	653,739.43	93,987.00	27,430.00	90,293.00	482,107.56	693,817.56	-	44,448.18	44,448.18	-	-	40,078.13	6%
Transportation and Delivery Expenses	5029804000	126,527.13	-	-	25,000.00	101,527.13	126,527.13	-	-	-	-	-	-	0%
Rents - Building and Structures	5029805001	83,222.00	-	-	-	83,222.00	83,222.00	-	-	-	-	-	-	0%
Rents - Motor Vehicles	5029805003	-	-	9,800.00	15,600.00	57,822.00	83,222.00	-	-	-	-	-	83,222.00	#DIV/0!
Rents - Equipment	5029805004	99,312.60	11,123.55	8,444.25	6,856.10	72,888.70	99,312.60	-	99,312.60	99,312.60	-	-	-	0%
Membership Dues and Contributions to Organizations	5029806000	17,500.00	-	-	-	17,500.00	17,500.00	-	-	-	-	-	-	0%
Subscription Expenses	5029807000	12,731.00	3,275.00	2,291.00	2,391.00	4,774.00	12,731.00	-	12,731.00	12,731.00	-	-	-	0%
Other Maintenance and Operating Expenses	5029999002	2,459,474.38	1,191,595.55	327,063.38	385,289.22	932,937.73	2,836,885.88	-	2,290,409.78	2,290,409.78	-	-	377,411.50	15%
School Buildings	5050104002	88,823.42	2,414.19	2,414.19	2,414.19	81,580.85	88,823.42	-	-	-	-	-	-	0%
Other Structures	5050104099	10,717.66	2,679.41	2,679.41	2,679.41	10,717.66	10,717.66	-	-	-	-	-	-	0%
Machinery	5050105001	48,703.36	12,386.79	12,386.79	12,386.79	11,792.99	48,703.36	-	-	-	-	-	-	0%
Office Equipment	5050105002	40,031.14	9,858.03	9,320.93	9,320.93	11,531.25	40,031.14	-	-	-	-	-	-	0%
ICT Equipment	5050105003	135,727.58	31,605.56	29,068.08	39,301.67	35,732.27	135,727.58	-	-	-	-	-	-	0%
Other Machinery and Equipment	5050105099	191,366.49	40,977.45	40,977.45	55,623.23	53,788.36	191,366.49	-	-	-	-	-	-	0%
Furniture and Fixtures	5050107001	28,732.14	6,807.19	6,807.19	7,092.19	8,025.57	28,732.14	-	-	-	-	-	-	0%
<b>F.2.2 Non-Cash Receipts</b>														
Others		-	97,161.96	-	43,812.96	-	140,974.92	-	140,974.92	140,974.92	-	-	140,974.92	#DIV/0!
<b>TOTAL</b>		<b>1,164,008,884.80</b>	<b>331,579,311.15</b>	<b>392,425,573.16</b>	<b>405,839,959.62</b>	<b>528,038,387.91</b>	<b>1,657,884,231.84</b>	<b>26,073,177.72</b>	<b>1,494,511,714.87</b>	<b>1,520,584,892.59</b>	<b>483,875,347.24</b>	<b>42%</b>		

\*All the regional offices (Ros) and lower level operating units (Ous) are included in the consolidated report.

Certified Correct:

GABRIEL M. SAUGON  
Accountant IV, OIC, FMS-AD  
Date:

Recommending Approval:

MA. MAGDALENA P. BUTAD  
Director IV, FMS  
Date:

Approved By:

ISIDRO S. LAPENA, PhD., CSEE  
Head of Agency/Department Secretary  
Date:

QUARTERLY REPORT OF REVENUE AND OTHER RECEIPTS  
As at the Quarter Ending December 31, 2021

OFFICE OF THE AUDITOR  
**TESDA**  
RECEIVED BY: *JTI*  
DATE: *3-9-22*  
TIME: *2:00*

Department : Department of Trade and Industry (DTI)  
Agency/Entity : Technical Education and Skills Development Authority  
Operating Unit : ALL  
Organization Code (UACS) : ALL  
Fund Cluster : 07 - TRUST RECEIPTS

Classification/Sources of Revenue and Other Receipts	UACS Code	REVENUE TARGET (Annual) per BESF	Actual Revenue and Other Receipts Collections					Cumulative Remittance/Deposits to Date			Variance		Remarks
			1st Quarter	2nd Quarter	3rd Quarter	4th Quarter	TOTAL	Remittance to BTr	Deposited with AGDB	Total	Amount	%	
1	2	3	4	5	6	7	8=(4+5+6+7)	9	10	11=(9+10)	12=(8-3)	13=(12/	14
G.3. Trust Receipts Deposited with Authorized Government Depository Banks (AGDB)													
Due from Regional Offices	1030403000	-	1,170,677.05	-	789,944.42	-	1,940,621.47	-	126,165,795.08	126,165,795.08	1,940,621.47	#DIV/0!	
Trust Liabilities	2040101000	-	-	-	3,666,630.30	-	3,666,630.30	-	3,666,630.30	3,666,630.30	3,666,630.30	#DIV/0!	
Guaranty/Security Deposits Payable	2040104000	-	12,593.36	-	-	-	12,593.36	-	12,593.36	12,593.36	12,593.36	#DIV/0!	
Other Service Income	4020199099	-	75,000.00	10,000.00	1,277,000.00	2,379,000.00	3,741,000.00	-	3,741,000.00	3,741,000.00	3,741,000.00	#DIV/0!	
<b>TOTAL</b>			<b>1,258,270.41</b>	<b>10,000.00</b>	<b>5,713,574.72</b>	<b>2,379,000.00</b>	<b>9,360,845.13</b>		<b>133,586,018.74</b>	<b>133,586,018.74</b>	<b>9,360,845.13</b>	<b>#DIV/0!</b>	

\*All the regional offices (Ros) and lower level operating units (Ous) are included in the consolidated report.

Certified Correct:

*G*  
**GARRIEL M. SAUGON**  
Accountant IV, OIC, FMS-AD  
Date:

Recommending Approval:

*Magda*  
**MA. MAGDALENA P. BUTAD**  
Director IV, FMS  
Date:

Approved By:

*Magda*  
**SIDRO S. LAPEÑA, PH.D., CSEE**  
Head of Agency/Department Secretary  
Date: